



SPORTTREK

Lightweight Travel Trailers



Designed for campers, by campers.

SPORTTREK

SportTrek represents user-inspired design. Purposeful residential kitchen with continuous countertops, stainless steel under-mount sink with pull-down sprayer faucet, and recessed gas cooktop with glass cover, for added counter space. All SportTreks offer tons of storage opportunities, and drawers offer full extension ball bearing drawer glides. The cooking area also features a built-in oven with vented range hood, as well as a microwave with turntable. The sink cover drains food and dishes, and rolls out of the way for sink use.

KEY FEATURES:

- Dry weight starts at 5,600 pounds
- 3/4 fiberglass front cap with panoramic automotive front window
- Flush floor main slideout
- Modern farmhouse design with Heirloom Maple and Antique White glazed cabinets
- 11 floorplans with outside kitchens



ST327VIK



ST327VIK



ST291VRK

Bedrooms include 60" x 80" residential queen beds and full-length closets with StorMore CPAP-sized nightstands.



ST291VRK

Large single-bowl under-mount stainless steel kitchen sink.

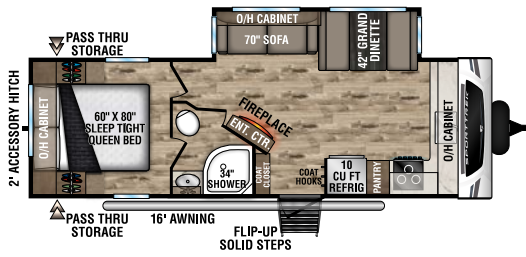


ST291VRK



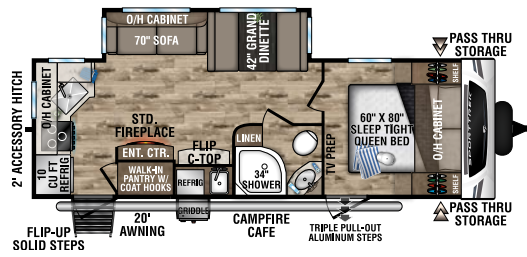
ST291VRK

Hidden storage behind TV in entertainment center.



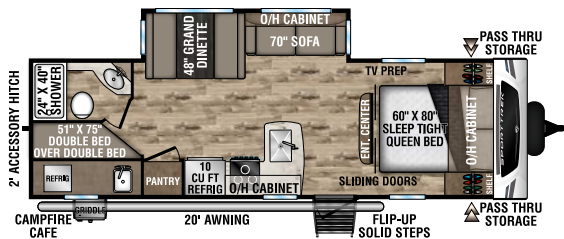
ST251VFK

UVW - 6,160 lbs. | Exterior Length - 28' 11" | Sleeps - 6



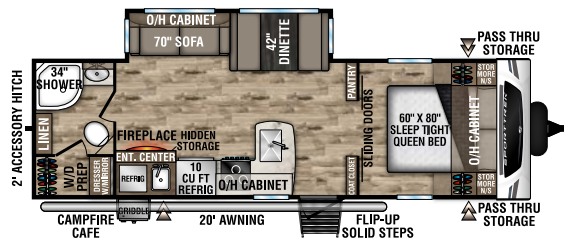
ST251VRK

UVW - 6,270 lbs. | Exterior Length - 28' 4" | Sleeps - 6



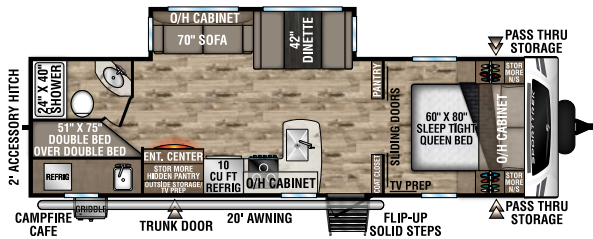
ST270VBH

UVW - 6,300 lbs. | Exterior Length - 30' 5" | Sleeps - 10



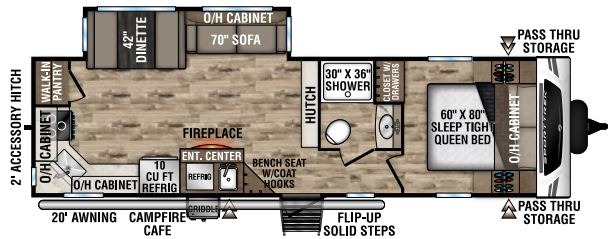
ST271VMB

UVW - 6,600 lbs. | Exterior Length - 30' 8" | Sleeps - 6



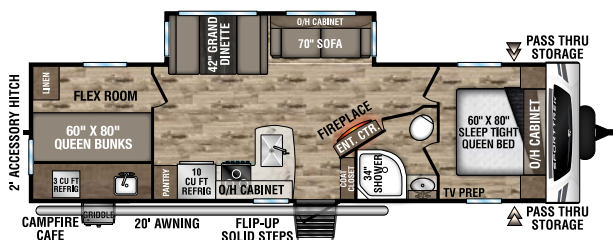
ST281VBH

UVW - 6,640 lbs. | Exterior Length - 32' 2" | Sleeps - 10



ST291VRK

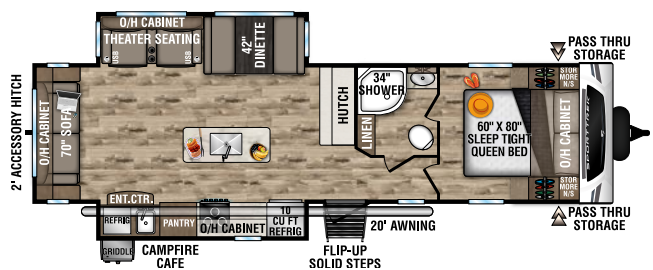
UVW - 6,800 lbs. | Exterior Length - 33' | Sleeps - 6



NEW

ST291VTQ

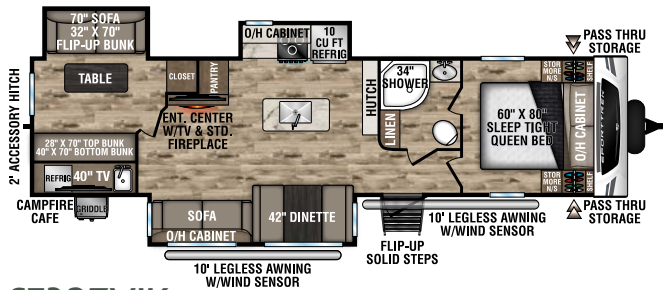
UVW - 7,290 | Exterior Length - 34' 6" | Sleeps - 10



ST312VIK

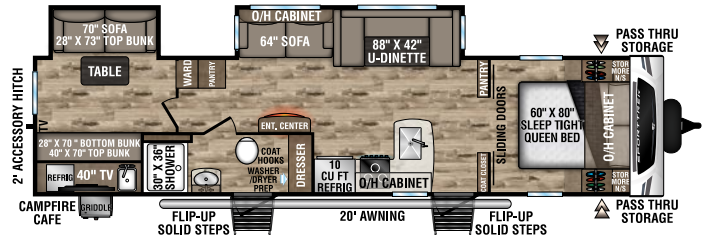
UVW - 7,510 lbs. | Exterior Length - 34' 8" | Sleeps - 6

SPORTREK FLOORPLANS



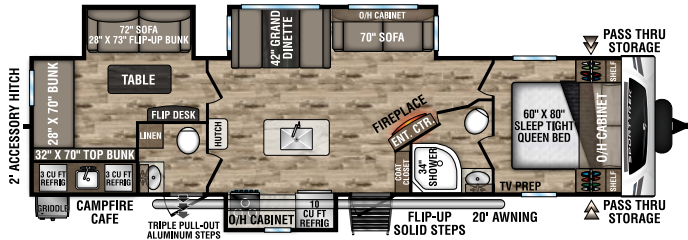
ST327VIK

UVW – 8,370 lbs. | Exterior Length – 36' 1" | Sleeps – 11



ST332VBH

UVW – 8,140 lbs. | Exterior Length – 37' 8" | Sleeps – 11



ST333VIK

UVW – 8,870 lbs. | Exterior Length – 37' 8" | Sleeps – 11



KING-U DINETTE OPTION

- Available on all SportTrek floorplans
- Folds out to 60" x 80" Queen Bed
- IPO Dinette and Sofa



Large & deep single bowl stainless steel farmers sink with drying rack cover.



SportTrek features a glass-topped, flush-mounted, 3-burner cooktop with oven.



Custom Venture RV cutting board.



Double-door 10 CU FT refrigerator provides generous room for all your goodies.



Dinettes offer tufted dinette cushions and under-seat removable storage tubs.



	ST251VFK	ST251VRK	ST270VBH	ST271VMB	ST281VBH	ST291VRK	ST291VTQ	ST312VIK	ST327VIK	ST332VBH	ST333VIK
UVW (Unloaded Vehicle Weight)*	6,160	6,270	6,300	6,600	6,640	6,800	7,290	7,510	8,370	8,140	8,870
Dry Hitch Weight*	1,010	720	810	750	740	780	911	850	940	940	980
Dry Axle Weight*	5,150	5,550	5,490	5,850	5,900	6,020	6,379	6,660	7,430	7,200	7,890
CCC (Cargo Carrying Capacity)	1,215	1,060	1,090	2,560	2,515	2,330	1,965	1,710	2,275	2,505	1,870
Interior Height	82"	82"	82"	82"	82"	82"	82"	82"	82"	82"	82"
Exterior Height with A/C	11' 2"	11' 2"	11' 2"	11' 4"	11' 4"	11' 4"	TBD	11' 4"	11' 6"	11' 6"	11' 6"
Exterior Width	96"	96"	96"	96"	96"	96"	96"	96"	96"	96"	96"
Exterior Length**	28' 11"	28' 4"	30' 5"	30' 8"	32' 2"	33'	34' 6"	34' 8"	36' 1"	37' 8"	37' 8"
Refrigerator (Cubic Feet)	10	10	10	10	10	10	10	10	10	10	10
Water Heater Cap. (Gal. G/E w/DSI)	6	6	6	6	6	6	6	6	6	6	6
Fresh Water Capacity (Gallon)	45	45	45	45	45	45	45	45	45	45	45
Black Water Capacity (Gallon)	34.5	34.5	34.5	34.5	34.5	34.5	34.5	34.5	34.5	34.5	69
Gray Water Capacity (Gallon)	69	69	34.5	69	34.5	69	69	34.5	34.5	69	69
LP Gas Capacity (Lbs.)	40	40	40	40	40	40	40	40	40	40	40
Furnace BTUs (1,000s)	30	30	30	30	30	30	30	30	30	30	30
Tire Size	15"	15"	15"	15"	15"	15"	15"	15"	15"	15"	15"
Awning	16'	20'	20'	20'	20'	20'	20'	20'	10'/10'	20'	20'

*This weight reflects the rolling average unit weight for each model. Your trailer weight will vary according to optional equipment.

**Exterior length is measured from rear of bumper to leading edge of coupler.

EXPEDITION PACKAGE 1.4

- Tucked bumper w/2" accessory hitch
- Rear backup lighting
- Slam latch baggage doors w/ magnetic catches
- Venture LevelMate PRO
- High-polished aluminum rims w/ black accents
- Power tongue jack
- Go Power roof-mounted solar prep
- Exterior docking station w/ outdoor shower
- New modern farmhouse design w/ Antique White cabinetry, Heirloom Maple cabinetry in living room, bathroom & bedroom
- Modern farmhouse-style passage doors
- WiFi prep
- Entry door w/clear-view window
- HDMI/DVD stereo w/5.1 AMP USB charger
- Shiplap board accent walls
- 40" smart TV w/swing arm
- 5,000 BTU electric frameless fireplace
- Closable A/C vents
- Venture command board
- RV Air Flow system with 40% more efficient A/C air flow
- 60" x 80" Memory Foam Serta mattress
- 10 CU FT double-door refrigerator
- Large single-bowl under-mount stainless steel kitchen sink
- Dish drying sink cover
- Venture cutting board
- Pet defender screen protector
- Fiberglass slide-out end walls
- Beauflor slideout flooring (no carpet)

WEATHER-SHIELD PACKAGE (MANDATORY)

- Forced air heated & enclosed underbelly
- Enclosed gate valves
- 360 degree residential fiberglass insulation
- 360 degree radiant foil insulation
- Radiant foil-wrapped tanks & reflective PVC roof membrane w/lifetime warranty
- Azdel Onboard composite panels

TREK PACKAGE (MANDATORY)

- 5/8" tongue & groove plywood floor decking
- NXG Huck bolt frame
- EZ Lube hubs
- (4) angled stabilizer jacks
- (2) 20 LB LP tanks w/easy access cover
- Walkable roof w/lifetime warranty
- Hot & cold outside shower
- Furrion marine-grade detachable power cord
- LED stabilizer accent lighting
- Motion activated interior entry & pass-thru storage lights
- Battery disconnect
- Safe-Tek hidden storage w/ charging center
- 72" slideout height
- Overhead storage in slideout
- Skylight w/shade
- Venture bottle opener/dog tie-out
- Jiffy w/fold-down center console
- LED power awning
- 6 GAL gas/electric DSI water heater
- Backup camera prep
- Keyed Alike key system
- USB charging ports
- 82" interior ceiling
- Pleated nightshades
- Hardwood cabinet doors & drawer faces
- Full-extension ball bearing drawer guides
- Shoe cubby (VBF)
- Flip-up solid step
- Radius glass shower enclosure (VBF)
- Porcelain foot-flush toilet
- Full-length closets w/StorMore nightstands
- Tufted dinette cushions
- Microwave

Ash Décor

- Seamless Surf(x) countertops & tabletops
- Pots & pans drawer & adjustable pantry shelves (most models)
- Furrion oven & 3-burner cooktop w/ flush-glass cover

TRAIL PACKAGE (MANDATORY)

- Spare tire/carrier
- Ladder
- Black tank flush

OPTIONS

- LevelMate PRO leveling system*
- Lighted power tongue jack*
- Aluminum rims*
- Swing-away bumper-mount griddle
- Off-the-Grid solar PKG, incl. (1) 100W panel & controller
- (4) power stabilizer jacks
- 15,000 BTU A/C IPO 13,500 BTU A/C
- 50AMP service w/2nd A/C prep
- 2nd A/C (50AMP w/prep required)
- Table & chairs IPO booth (N/A 241VMS)
- Tri-fold sofa
- Theater seating w/heat, massage, & USB ports (STD 312)
- King-U sofa (N/A 241VMS)
- 3/4 fiberglass front cap w/window
- Furrion observation/backup camera
- Upgraded Serta mattress*
- 8 CU FT gas/electric refrigerator

*Included in the 1.4 Expedition Package

ENTERTAINMENT PACKAGE (OPTION)

- 40" HD LED Smart TV w/swing arm bracket*

*Included in the Expedition Package 1.4

Slate Décor

EXTERIOR FEATURES



Power awning with LED lights

Slam latch baggage doors with magnetic catches

3/4 fiberglass front cap w/panoramic automotive front window



All SportTreds feature a solid flip-up step and friction-hinged entry door with Screen Shot screen door.



Campfire Cafés bring the conveniences of inside cooking to the outside, and can feature a refrigerator, griddle, sink, TV, sound system and storage. 4 different designs.



Exterior docking station and outdoor shower.



Magnetic slam-latch baggage doors with spacious pass-through storage.

dicor products
TUFFLEX™
PVC ROOFING

- HIGH SOLAR REFLECTIVITY & THERMAL EMISSIONS
- KEEPS YOUR RV COOL ALL DAY
- PUNCTURE RESISTANCE & BONDING STRENGTH
- GIVES YOUR RV MAXIMUM PROTECTION
- SUSTAINABLE MATERIAL
- ENGINEERED TO LAST & 100% RECYCLABLE

LIFETIME WARRANTY

72" SLIDE HEIGHT with true flush floors

82" CEILING HEIGHT

VENTURE
LevelMatePRO
Bluetooth Vehicle Leveling System

LevelMate PRO lets you level your unit on the first try! This option calculates and displays the height required to achieve a perfectly level position.

WEATHER-SHIELD
FORCED HEAT & ENCLOSED UNDERBELLY

SportTrek's Weather Shield features a radiant foil barrier, forced heat, enclosed underbelly and enclosed gate valves.



SPORTTREK CONSTRUCTION

AZDEL
ONBOARD®
RV COMPOSITE PANELS

NEXG FRAME
The Next Generation in RV Frame Technology

VENTURE
SPORTTREK



985 N 900 W | Shipshewana, IN 46565 | www.venture-rv.com

Due to continual research and advances, manufacturer reserves the right to change specifications, design, price, and equipment without notice, and assumes no responsibility for any error in this literature.

Some items shown are not included as standard or optional equipment.

©2022 Venture | 00/00/22 | 00M